



ILARIS® (canakinumab) ACQUISITION ROAD MAP

ILARIS®
(canakinumab)
150 mg subcutaneous injection

Click [here](#) for Important Safety Information.
Please see [full Prescribing Information, including Medication Guide](#).

PRODUCT ACQUISITION FOR ILARIS

Once ILARIS® is ordered for a clinically appropriate patient, there are 2 options through which ILARIS can be acquired: **specialty pharmacy (SP)** and **buy and bill**.

Be sure to review the patient's coverage to determine the appropriate acquisition method for ILARIS. ILARIS is covered for patients on either the **pharmacy benefit** or **medical benefit**, with flexible acquisition methods determined by their healthcare coverage.



Specialty pharmacy

For patients covered under the **pharmacy benefit**, ILARIS is acquired through an SP.



Buy and bill

For patients covered under the **medical benefit**, ILARIS may be acquired through buy and bill **OR** commercial plans may require ILARIS to be acquired through an SP (via assignment of benefits).

ILARIS Companion provides support throughout the acquisition process

ILARIS Companion can help your practice along each step of the acquisition process. From SP outreach to answering specific questions about the buy and bill process, ILARIS Companion Representatives and ILARIS Access & Reimbursement Managers serve as dedicated resources for patients, physicians, and office staff.



For more information, refer to the ILARIS Acquisition and Reimbursement Guide, which can be accessed at www.ilarishcp.com. You can also contact an ILARIS Companion representative at 1-866-972-8315, Monday to Friday, 9:00 AM to 6:00 PM ET.

Click [here](#) for Important Safety Information.
Please see [full Prescribing Information, including Medication Guide](#).

ILARIS
(canakinumab)
150 mg subcutaneous injection

FLEXIBLE ACQUISITION PROCESS FOR ILARIS

Selection may be determined by your patient's healthcare plan. Always verify benefit coverage.

Step 1: CONDUCT

BENEFITS INVESTIGATION

Verify the patient's coverage type (pharmacy or medical benefit) with their healthcare plan and complete the ILARIS® Start Form and a prior authorization (PA), if required.

Step 2: ORDER ILARIS

Order ILARIS through the selected acquisition process (SP or buy and bill).

Step 3: ADMINISTER ILARIS

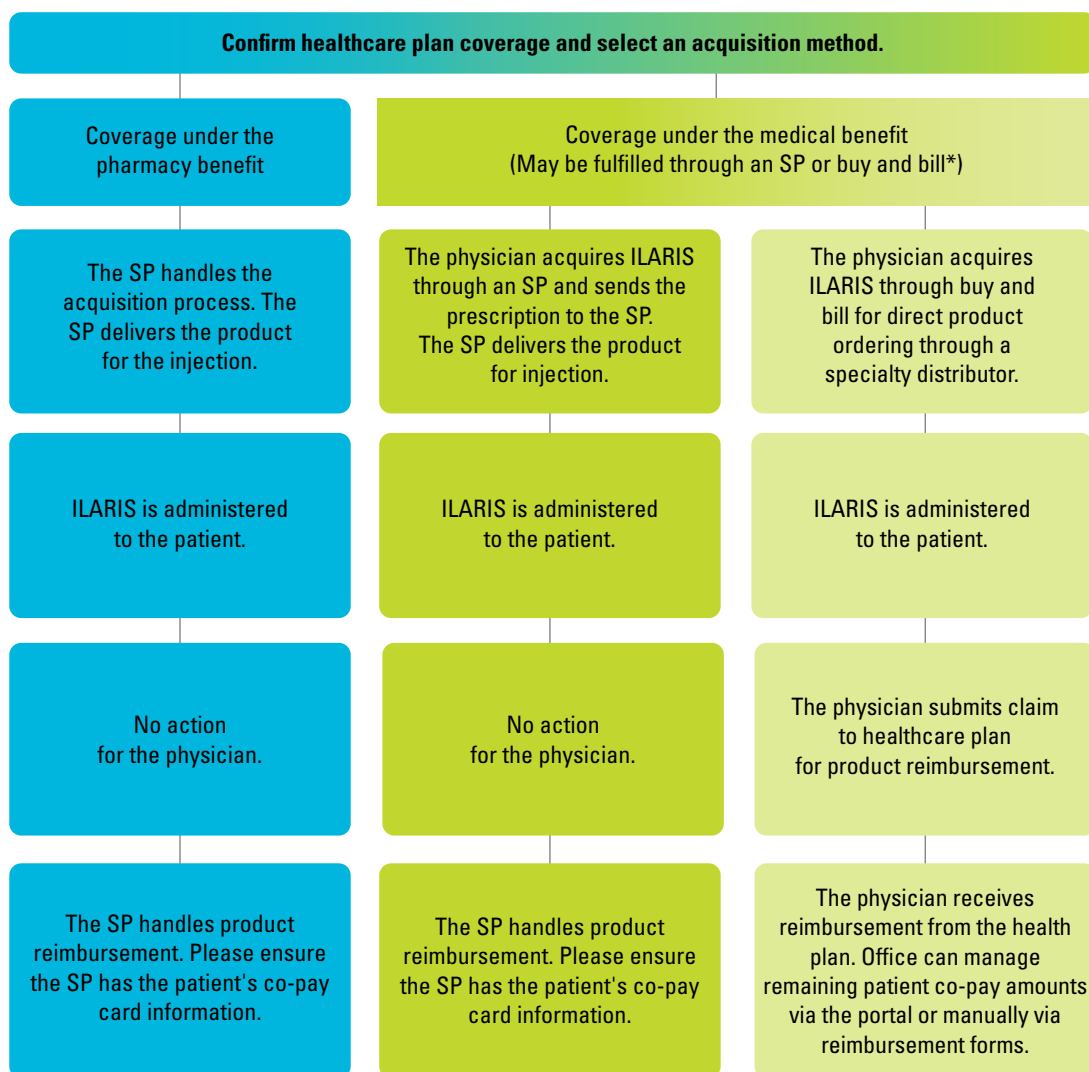
Review out-of-pocket (OOP) costs and co-pay with the patient. Confirm administration and treatment follow-up. Regardless of the acquisition method, work with the SP to get the co-pay applied for eligible commercially insured patients.

Step 4: SUBMIT CLAIM

Fill out a reimbursement claim form based on administration setting. Submit claim to plan.

Step 5: RECEIVE REIMBURSEMENT

Track the reimbursement claim and audit claims for expedited product reimbursement.



Reimbursement for administration of ILARIS

When the SP handles product reimbursement, the physician submits a claim to the plan to get reimbursed for the administration of ILARIS only. To submit a claim to get reimbursed for ILARIS and related services, you may have to fill out either a CMS-1500 or CMS-1450 (UB-04) claim form.

- The CMS-1500 form is used when billing prescribed medications administered in physician offices
- The UB-04 form is used when billing prescribed medications administered in hospital outpatient settings

CMS, Centers for Medicare & Medicaid Services; UB, Uniform Billing Form.

*Selection may be determined by your patient's healthcare plan. Always verify benefit coverage.

Click [here](#) for Important Safety Information.

Please see [full Prescribing Information, including Medication Guide](#).

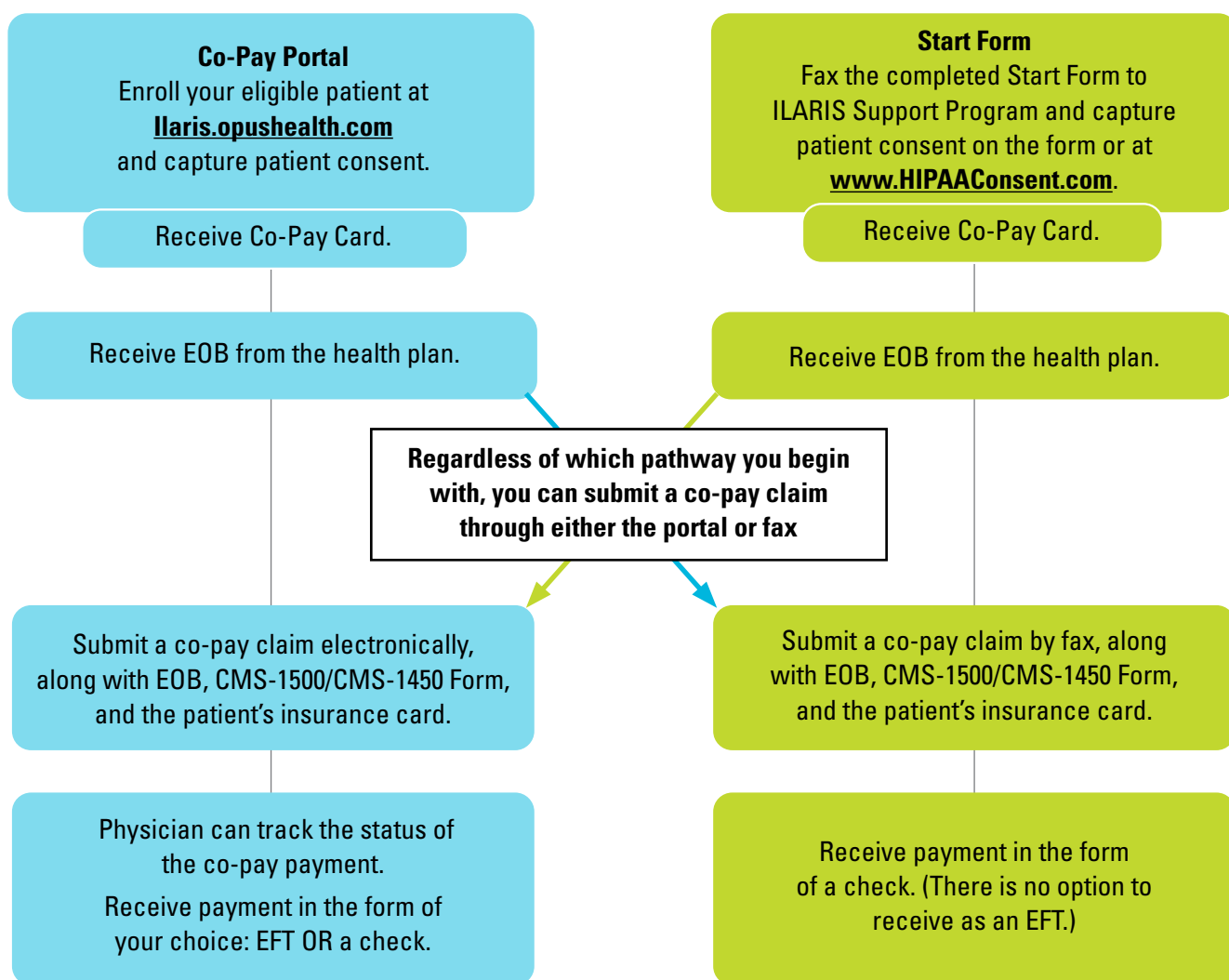
ONE CARD, MULTIPLE PATHWAYS

Whether co-pay claims are managed by the office or the patient, there's a variety of ways to access co-pay support for ILARIS®.

HCP-Managed Claims

If your office will manage co-pay claims, you can initiate enrollment through the Co-Pay Portal at ilaris.opushealth.com or the Start Form. Claims can then be managed through the portal or by fax.

HCP-Managed Co-Pay Pathways



CMS, Centers for Medicare & Medicaid Services; EFT, Electronic Funds Transfer; EOB, Explanation of Benefits; HCP, Healthcare Professional.

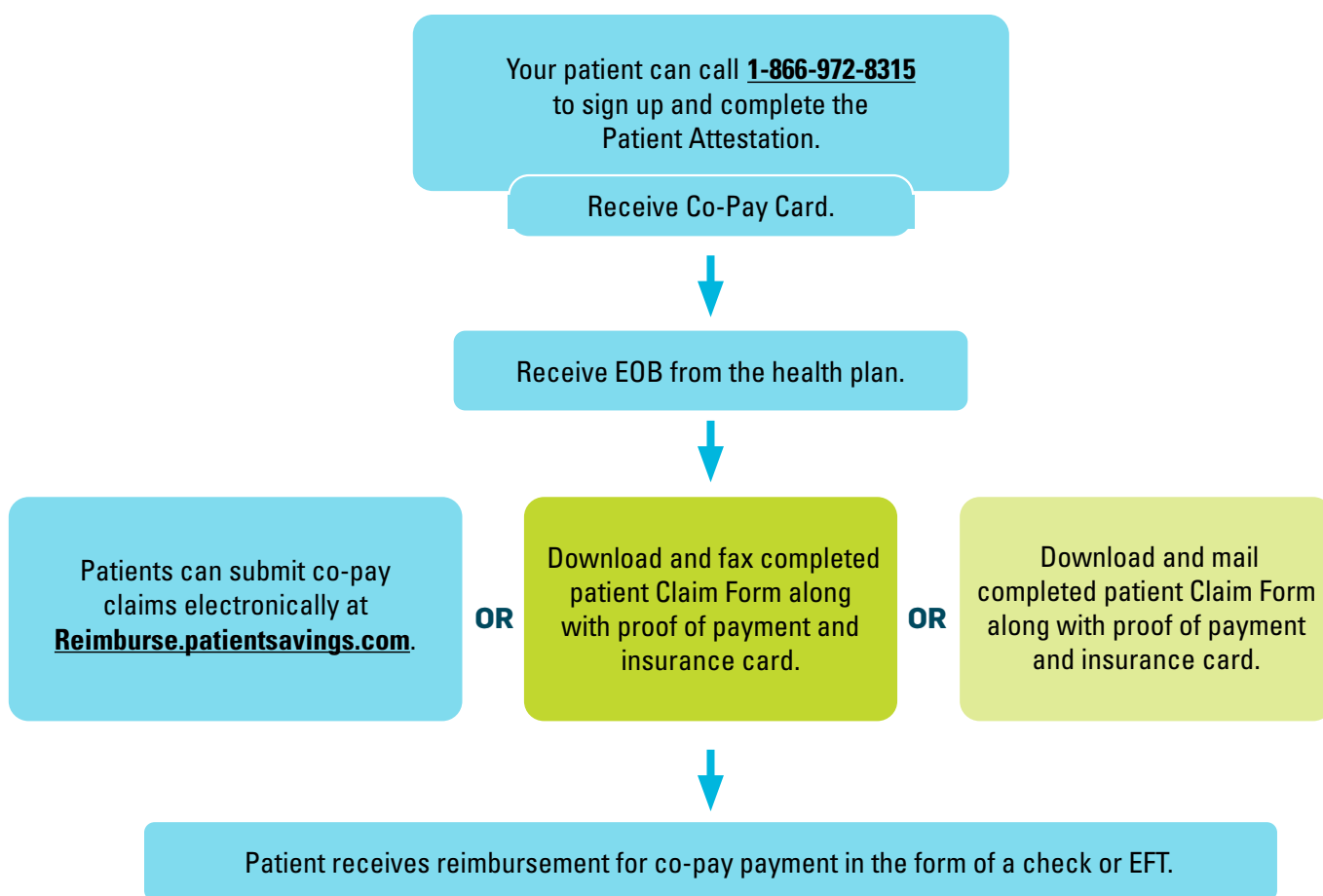
Click [here](#) for Important Safety Information.
Please see [full Prescribing Information, including Medication Guide](#).

Patient-Managed Claims

If your office is not managing co-pay claims on your patient's behalf, patients are able to pay up front and get reimbursed via the ILARIS® Co-Pay Program. Your patients can manage claim reimbursement in 2 ways:

- Patient Co-Pay Claim Form
- Patient rebate online at Reimburse.patientsavings.com

Patient-Managed Co-Pay Pathway





Novartis Pharmaceuticals Corporation
East Hanover, New Jersey 07936-1080

© 2024 Novartis

10/24

ILARIS[®]
(canakinumab)
150 mg subcutaneous injection

FA-11253234