

Co-Pay Portal Overview

The ILARIS® Co-Pay Program was designed to help make ILARIS more affordable. Eligible commercially insured patients may pay as little as \$30 per month (subject to an annual cap of \$36,000).*

Co-Pay Portal can be used to:

- Help enroll eligible patients in the ILARIS Co-Pay Program
- Submit co-pay claims for payment
- Track payment status

How to register:

Authorization Form Portal User Guide

Welcome to Provider Co-Pay Portal

Submit co-pay claims for in-office administered therapy.

Before you begin using the ILARIS® (canakinumab) Provider Co-Pay Portal, you will need to register your practice. Once registered you will be able to:

- **Enroll eligible patients in the co-pay program**
- **Submit claims for reimbursement**
- **Track claim submissions**

This process will take only a few minutes. If you have questions about the portal or have any difficulty registering, please give us a call at 1-833-621-1483

Please note: This program is only available for patients that are commercially insured and are not participating in VA, Tricare, CHAMPUS, Medicaid, or any other similar federal or state program. Your information will be shared with Novartis Pharmaceuticals Corporation and used in accordance with its Privacy Policy. Please click here to view the NPC Privacy Policy

Sign in

Email

Password [Forgot password?](#)

☐ Remember my email

Sign In or [register your practice](#)

[Privacy Policy](#) | [Terms of Use](#) | [Contact Us](#)
©2025 IQVIA

1 Once on the site, click the **“register your practice”** button. Complete all required fields as accurately as possible

- After you submit your registration, you will receive a confirmation email
- The program support team will review your information within 2 business days

2 Once approved, you will receive an account notification email. Please open the email, and click **“Activate User.”** You will be asked to set up a password

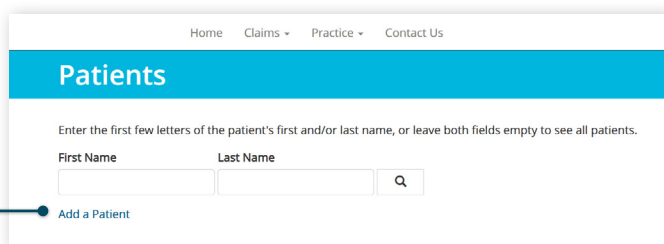
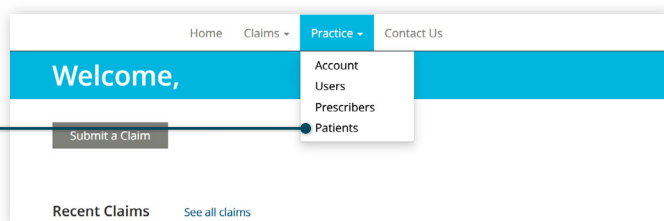
3 Once complete, you may log in via the homepage

*Terms and Conditions: Limitations apply. Valid only for those with private insurance. The Program includes the Co-pay Card, Payment Card (if applicable), and Rebate, with a combined annual limit of \$36,000. Patient is responsible for any costs once limit is reached in a calendar year. Program not valid: (i) under Medicare, Medicaid, TRICARE, VA, DoD, or any other federal or state health care program, (ii) where patient is not using insurance coverage at all, (iii) where the patient's insurance plan reimburses for the entire cost of the drug, or (iv) where product is not covered by patient's insurance. The value of this program is exclusively for the benefit of patients and is intended to be credited towards patient out-of-pocket obligations and maximums, including applicable co-payments, coinsurance, and deductibles. Program is not valid where prohibited by law. Patient may not seek reimbursement for the value received from this program from other parties, including any health insurance program or plan, flexible spending account, or health care savings account. Patient is responsible for complying with any applicable limitations and requirements of their health plan related to the use of the Program. Valid only in the United States and Puerto Rico. This Program is not health insurance. Program may not be combined with any third-party rebate, coupon, or offer. Proof of purchase may be required. Novartis reserves the right to rescind, revoke, or amend the Program and discontinue support at any time without notice.

Patient's account and account management

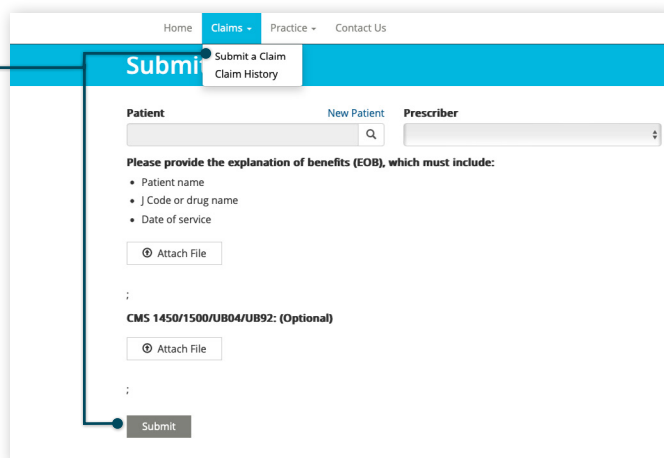
How to search for and enroll patients:

- Go to the **"Practice"** tab and select **"Patients"**
- Here you are able to enroll a patient or see the status of patients
- Select **"Add a Patient"** on the Patient homepage, fill out all required information, and add any applicable documentation
- As a reminder, the co-pay offer is only valid for privately insured patients. This information will be validated upon submission of a claim



How to submit a claim for payment:

- To submit a claim, go to the welcome screen and select the **"Submit a Claim"** button or **"Submit a Claim"** from the Claims dropdown menu. The patient must be added to the portal to submit a claim to the ILARIS Co-Pay Program
- When submitting a claim, it's important to include the Explanation of Benefits consisting of the patient's name, J-code or drug name, and the date of service
- Prior to claim submission, a patient authorization form must be completed, submitted, and approved. This will take approximately 1-2 business days to process once received



Payment methods:

- ✓ Practices selecting a preferred method of check will be mailed a check via first-class mail (USPS) for approved claims.
- ✓ EFT payment accounts will be funded following claim approval, with funds disbursed to a practice's bank account.

For more information, call **1-866-972-8315**

